



**R-953M-0**

# Men's Short Sleeve Tencel® Corporate Shirt



A superior fabric is complemented with contemporary, elegant design, to offer a truly premium shirt.

- Semi cut away boned collar
- Tonally contrasting satin ribbon along neck seam
- Mitred corner pocket on left chest
- Back yoke with 2 side pleats
- Double ply gusset on side seam hem for added strength
- Rounded hem
- Spare buttons
- Easy Care



**MATERIAL:**  
67% Tencel® Lyocell; 33% Cotton Poplin



**WEIGHT:**  
130g/m<sup>2</sup>



**PACKING:**  
Pack 1; Carton 12



**LAUNDRY CARE:**  
Suitable for 40°C wash and tumble dry



**ORIGIN:**  
Bangladesh

		S	M	L	XL	2XL	3XL	4XL
<b>Your body measurement</b>								
To fit chest	cm	92/97	97/102	102/107	107/112	112/117	117/122	122/127
	Ins	36/38	38/40	40/42	42/44	44/46	46/48	48/50
Collar (to fit) UK Individual Collar Sizes	cm	37/38	39/40	41/42	43/44	45/46	47/48	49/50
	Ins	14.5/15	15.5	16/16.5	17/17.5	18	18.5/19	19.5
<b>Garment dimensions</b>								
Chest Size: cm		110   110	116	125   125	134   134	146	153   153	160
Back Length: cm		80   80	81	82   82	83   83	84	86   86	87

## DECORATOR NOTES

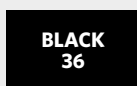
The Tencel® Cotton poplin fabric offers the same benefits for decoration as our cotton and blended fabrics.



## COLOURS



PANTONE®  
FABRIC: 11-0601 TPX  
PAPER: 7541 C  
C:0 M:0 Y:0 K:0



PANTONE®  
FABRIC: 19-4005 TPX  
PAPER: BLACK C  
C:100 M:50 Y:50 K:100



PANTONE®  
FABRIC: 14-4112 TPX  
PAPER: 2708 C  
C:15 M:5 Y:0 K:0



Ein wegweisendes, hochwertiges Material, kombiniert mit einem zeitgemäss eleganten Design, ergibt zusammen ein echtes Premium-Hemd.

- Modischer großzügig geschnittener Kragen mit langen Spitzen
- Kontrastfarbendes Satinband in tiefem Rosa entlang der Kragennaht (bei weißen Blusen weißes Band)
- 1/2-Arm, breite eckige Manschetten mit Seitenschlitzen für optimale Bewegungsfreiheit
- Einsatz am Seitensaum
- Abgerundeter Saum
- Ersatzknöpfe
- Pflegeleicht (Easy Care)


**MATERIAL:**

67% Tencel®-Lyocell; 33% Baumwoll-Popeline


**GEWICHT:**

130g/m<sup>2</sup>


**VERPACKUNG:**

Pack 1; Karton 12


**WASCHANLEITUNG:**

Geeignet für 40° Wäsche und Wäschetrockner


**HERKUNFT:**

Bangladesch

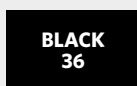
		S	M	L	XL	2XL	3XL	4XL
<b>Ihre Körper Maße</b>								
Brustumfang	cm	92/97	97/102	102/107	107/112	112/117	117/122	122/127
	Ins	36/38	38/40	40/42	42/44	44/46	46/48	48/50
Kragenweite	cm	37/38	39/40	41/42	43/44	45/46	47/48	49/50
	Ins	14.5/15	15.5	16/16.5	17/17.5	18	18.5/19	19.5
<b>Kleidergrößen</b>								
Brustumfang: cm		110   110	116	125   125	134   134	146	153   153	160
Rückenlänge: cm		80   80	81	82   82	83   83	84	86   86	87

**HINWEISE ZUR VEREDLUNG**

Dieses elegante Premium-Material lässt sich genau so veredeln wie Baumwolle und Baumwollmischgewebe.


**FARBEN**


PANTONE®  
FABRIC: 11-0601 TPX  
PAPER: 7541 C  
C:0 M:0 Y:0 K:0



PANTONE®  
FABRIC: 19-4005 TPX  
PAPER: BLACK C  
C:100 M:50 Y:50 K:100



PANTONE®  
FABRIC: 14-4112 TPX  
PAPER: 2708 C  
C:15 M:5 Y:0 K:0



Ein wegweisendes, hochwertiges Material, kombiniert mit einem zeitgemäss eleganten Design, ergibt zusammen ein echtes Premium-Hemd.

- Modischer großzügig geschnittener Kragen mit langen Spitzen
- Kontrastfarbenedes Satinband in tiefem Rosa entlang der Kragennaht (bei weißen Blusen weißes Band)
- 1/2-Arm, breite eckige Manschetten mit Seitenschlitzen für optimale Bewegungsfreiheit
- Einsatz am Seitensaum
- Abgerundeter Saum
- Ersatzknöpfe
- Pflegeleicht (Easy Care)


**MATERIAL:**

67% Tencel®-Lyocell; 33% Baumwoll-Popeline


**GEWICHT:**

130g/m<sup>2</sup>


**VERPACKUNG:**

Pack 1; Karton 12


**WASCHANLEITUNG:**

Geeignet für 40° Wäsche und Wäschetrockner


**HERKUNFT:**

Bangladesch

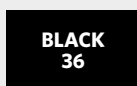
		S	M	L	XL	2XL	3XL	4XL
<b>Ihre Körper Maße</b>								
Brustumfang	cm	92/97	97/102	102/107	107/112	112/117	117/122	122/127
	Ins	36/38	38/40	40/42	42/44	44/46	46/48	48/50
Kragenweite	cm	37/38	39/40	41/42	43/44	45/46	47/48	49/50
	Ins	14.5/15	15.5	16/16.5	17/17.5	18	18.5/19	19.5
<b>Kleidergrößen</b>								
Brustumfang: cm		110   110	116	125   125	134   134	146	153   153	160
Rückenlänge: cm		80   80	81	82   82	83   83	84	86   86	87

**HINWEISE ZUR VEREDLUNG**

Dieses elegante Premium-Material lässt sich genau so veredeln wie Baumwolle und Baumwollmischgewebe.


**FARBEN**

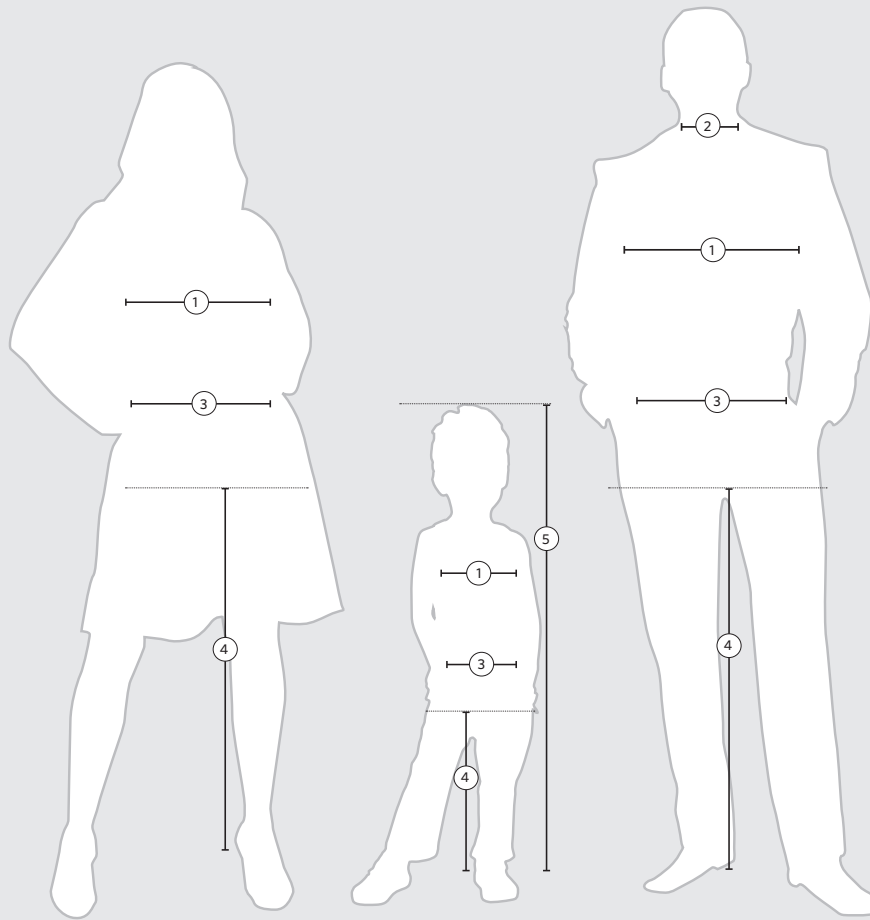

PANTONE®  
FABRIC: 11-0601 TPX  
PAPER: 7541 C  
C:0 M:0 Y:0 K:0



PANTONE®  
FABRIC: 19-4005 TPX  
PAPER: BLACK C  
C:100 M:50 Y:50 K:100



PANTONE®  
FABRIC: 14-4112 TPX  
PAPER: 2708 C  
C:15 M:5 Y:0 K:0



All of our measurements are based on actual "To Fit" body sizes and not the size of the actual garment itself e.g. a polo shirt with a chest to fit size of 92-97cms / 36-38" will fit someone with similar chest measurements; trousers with a waist to fit of 50 Europe / 34" will fit someone with similar waist measurements etc.

To help you select the most appropriate size of garment(s) please refer to our measuring tips below.

## Chest

**Men:** measure around the fullest part of the chest, 2.5cms below the underarm area ①

**Women:** measure around the fullest part of the bust ①

**Children:** measure under the arms around the fullest part of the chest ①

## Collar

**Men:** measure around the base of the neck ②

## Waist

**All:** measure around the natural waist, ensuring the measuring tape is kept taut ③

## Leg Length

**All:** measure from the top of the inside leg at the crotch down to where trousers are normally worn with shoes ④

## Height

**Children:** standing still, with feet together and flat on the floor, measure from the top of the head to the ground ⑤



# Size Guide

## All Products (excl. Shirts, Trousers, Shorts & Sweatpants)

Ladies'	XXS	XS	S	M	L	XL	2XL	3XL	4XL	5XL	6XL
Chest to fit (CM)	72-77	77-82	82-87	87-92	92-97	97-102	102-107	107-112	112-117	117-122	122-127
Chest to fit (INS)	28-30	30-32	32-34	34-36	36-38	38-40	40-42	42-44	44-46	46-48	48-50

### Dress Size

UK	6	8	10	12	14	16	18	20	22	24	26
France	34	36	38	40	42	44	46	48	50	52	54
Italy	38	40	42	44	46	48	50	52	54	56	58
Germany/Europe	32	34	36	38	40	42	44	46	48	50	52

Men's	XXS	XS	S	M	L	XL	2XL	3XL	4XL	5XL	6XL
Chest to fit (CM)	82-87	87-92	92-97	97-102	102-107	107-112	112-117	117-122	122-127	127-132	132-137
Chest to fit (INS)	32-34	34-36	36-38	38-40	40-42	42-44	44-46	46-48	48-50	50-52	52-54

## Shirts

Ladies'	XXS	XS	S	M	L	XL	2XL	3XL	4XL	5XL	6XL
Chest to fit (CM)	72-77	77-82	82-87	87-92	92-97	97-104	104-112	112-120	120-130	130-137	137-144
Chest to fit (INS)	28-30	30-32	32-34	34-36	36-38	38-41	41-44	44-47	47-51	51-54	54-57

### Dress Size

UK	6	8	10	12	14	16	18	20	22	24	26
France	34	36	38	40	42	44	46	48	50	52	54
Italy	38	40	42	44	46	48	50	52	54	56	58
Germany/Europe	32	34	36	38	40	42	44	46	48	50	52

Men's	S	M	L	XL	2XL	3XL	4XL	5XL	6XL
Collar to fit (CM)	37-38	39-40	41-42	43-44	45-46	47-48	49-50	51-52	53-54
Dual Collar Sizes (INS)	14.5/15	15.5	16/16.5	17/17.5	18	18.5/19	19.5	20	21
Individual Collar Sizes (INS)	14.5   15	15.5	16   16.5	17   17.5	18	18.5   19	19.5	20	21
Chest to fit (CM)	92-97	97-102	102-107	107-112	112-117	117-122	122-127	127-132	132-137
Chest to fit (INS)	36-38	38-40	40-42	42-44	44-46	46-48	48-50	50-52	52-54

## Trousers & Shorts

UK (INS)	28	30	32	34	36	38	40	42	44	46	48
EUROPE	44	46	48	50	52	54	56	58	60	62	64

	Short	Regular	Long
Leg Length (CM)	76	81	86
Leg Length (INS)	30	32	34

## Sweatpants

	S	M	L	XL
UK (INS)	30	32	34	36
Europe	46	48	50	52

## Blazers

### Girls'

Chest to fit (CM)	68	71	73	76	79	81	84	86	89	91	96	101	106	112	117
Chest to fit (INS)	27	28	29	30	31	32	33	34	35	36	38	40	42	44	46

### Boys'

Chest to fit (CM)	71	73	76	79	81	84	86	89	91	94	96	101	106	112	117	122
Chest to fit (INS)	28	29	30	31	32	33	34	35	36	37	38	40	42	44	46	48

## All Children's Products (excl. Sweatpants)

	XS	S	M	L	XL	2XL	3XL	4XL
Age (Years)	1-2	3-4	5-6	7-8	9-10	11-12	13-14	15-16
Height (CM)	90	104	116	128	140	152	164	176
Chest to fit (CM)	51-56	56-63	63-71	71-76	76-81	81-86	86-91	91-96
Chest to fit (INS)	20-22	22-25	25-28	28-30	30-32	32-34	34-36	36-38

## Sweatpants (Children)

	S	M	L	XL	2XL
Age (Years)	3-4	5-6	7-8	9-10	11-12
Height (CM)	104	116	128	140	152
Waist to fit (CM)	53	55	58	61	66
Waist to fit (INS)	21	22	23	24	26